

OSH Issues and Direction for Development in the Philippines



Christian Lee N. Jaguit

Engineer II

Occupational Safety and Health Center
Department of Labor and Employment
Philippines



In the Philippines...



WHY

- The incidence of work-connected sickness, injury or death has remained high through the years, however, compliance with reporting of work connected accidents is very low.



OCCUPATIONAL SAFETY AND HEALTH CENTER
Department of Labor and Employment



Sources of Data in the Philippines

- Philippine Statistics Authority(PSA)
- Employees Compensation(EC) Claim
- OSHC Database



OCCUPATIONAL SAFETY AND HEALTH CENTER
Department of Labor and Employment

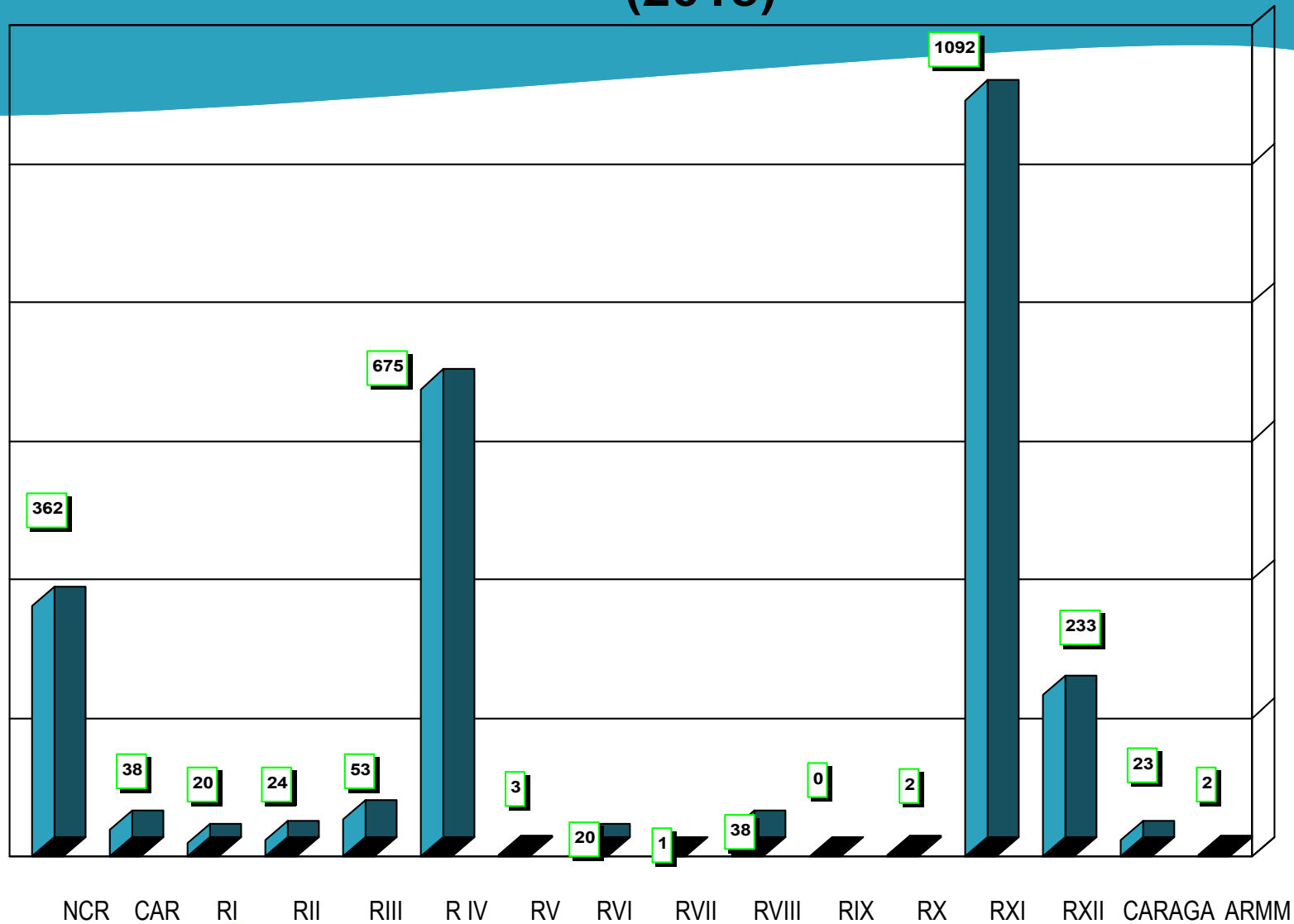


Work Accidents and Illnesses Summary (2015)

- **2,586** accidents reported by **289** establishments
 - **1,523** (59%) disabling injuries
- total days lost: **121,624**
- est. economic loss: **P 66 million**



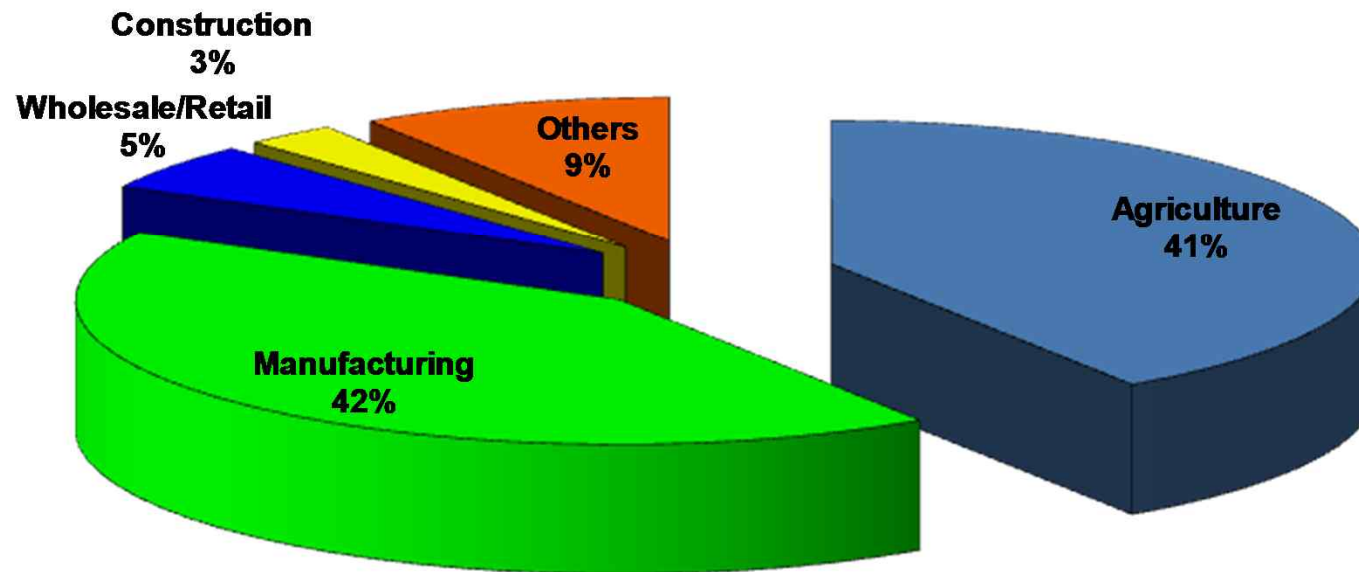
Distribution of Work Accident Cases by Region (2015)



OCCUPATIONAL SAFETY AND HEALTH CENTER
Department of Labor and Employment



Distribution of Work Accidents by Industry (2015)



- **Manufacturing** had the highest number of reported accidents followed closely by **Agriculture**



2015 PSA Survey

- **17,714** cases of **occupational injuries with lost work days**

 **113** fatalities

 **154** permanent disabilities

 **17,447** temporary disabilities



OCCUPATIONAL SAFETY AND HEALTH CENTER
Department of Labor and Employment



2015 PSA Survey

- **17,714** occupational injuries with lost workdays

Type of Injury:

- + superficial injuries and open wounds
- + dislocations, sprains and strains
- + burns, corrosions, scalds
- + foreign body in the eye



OCCUPATIONAL SAFETY AND HEALTH CENTER
Department of Labor and Employment



2015 PSA Survey

- **17,714** occupational injuries with lost workdays

Body parts injured:

- + wrist and hand
- + lower extremities
- + head
- + arm and shoulder



OCCUPATIONAL SAFETY AND HEALTH CENTER
Department of Labor and Employment



2015 PSA Survey

- **17,714** occupational injuries with lost workdays

Causes of Injury:

- + stepping on, striking against, struck by objects
- + caught in or between objects
- + falls of persons
- + exposure to extreme temperature
- + over-exertion
- + struck by falling objects



2015 PSA Survey

- **17,714** occupational injuries with lost workdays

Agents of Injury:

- + machines and equipment
- + materials, objects
- + hand tools
- + transport/conveying, packaging equipment
- + building, structures



OCCUPATIONAL SAFETY AND HEALTH CENTER
Department of Labor and Employment



Key Local OSH Data

Cases of Occupational Diseases (2015): 71,894

- ✚ Musculo-skeletal disorders
- ✚ Hypertension
- ✚ Occupational asthma
- ✚ Infections, ulcers, dermatitis, TB

Source: PSA



Top three work-related EC Claims:

- Renal disorders
- Disorder of the eyes
- Cardio-vascular diseases



Source: OSHC database of EC Claims



OCCUPATIONAL SAFETY AND HEALTH CENTER
Department of Labor and Employment



Profile of the Most-Commonly Injured Worker

- male
- married
- 26-30 years old
- with 1-5 years work experience
- assigned in the first shift


This has been the pattern for so many years!

Source: BWC



OSH ISSUES AND CONCERNS

- low compliance rate to OSH Standards (OSHS)
 - absence of strict penalties
 - fragmented OSH administration
 - outdated OSH Standards



OCCUPATIONAL SAFETY AND HEALTH CENTER
Department of Labor and Employment



OSH ISSUES AND CONCERNS

- weak enforcement of OSHS
 - inadequate number of OSH personnel
 - lack of OSH facilities in the regions
- low priority given to OSH
- public apathy on OSH concerns



Total Number of Establishments versus total Number of Labor Inspectors



OCCUPATIONAL SAFETY AND HEALTH CENTER
Department of Labor and Employment



Emerging OSH Issues

- women workers' OSH
- child labor
- OSH in the informal sector, agriculture, schools, information technology sector
- lifestyle diseases e.g. HIV and AIDS, smoking, drugs and substance abuse
- OSH of migrant workers, sea-farers



OCCUPATIONAL SAFETY AND HEALTH CENTER
Department of Labor and Employment



Develepment of OSH in the Philippines



OCCUPATIONAL SAFETY AND HEALTH CENTER
Department of Labor and Employment



Labor Laws Compliance System

- Dept. of Labor Order No. 131-13
- Primary objective is to foster a culture of voluntary compliance with labor laws and OSH standards among establishments thru effective dissemination of Dept. of Labor's programs & services
- aimed at improving work conditions, employer-employee relations, productivity & producing incentives for compliant establishments



OCCUPATIONAL SAFETY AND HEALTH CENTER
Department of Labor and Employment



Guidelines of OSH in the Construction Industry

- Dept. of Labor Order No. 13 series of 1998
- Ensuring the protection and welfare of workers
Employed in the construction industry
- The protection and welfare of the general public
within and around the immediate vicinity of any
construction worksite
- Promotion of harmonious employee-employer
relationships in the construction industry.



OCCUPATIONAL SAFETY AND HEALTH CENTER
Department of Labor and Employment



Training & Accreditation of OSH Personnel

- Dept. of Labor Order No. 16-01
- Prescribe minimum qualifications, duties and number of required safety and health officers for non-hazardous, hazardous and highly hazardous establishments
- To increase the supply and competence of personnel qualified thru accreditation of safety and health officers and consultants and safety training organizations to carry out the provisions of Philippine OSH standards



Maraming Salamat po!



OCCUPATIONAL SAFETY AND HEALTH CENTER
Department of Labor and Employment

